



UL,C-UL File No.:E179745
TUV File No.:R50031793
CQC File No.:CQC02001002452/3

- Small size (10.2×18.2 ×15.2 in mm)at 10A switching capacity relay for high density P.C.board mounting technique.
- Surge resistance of 5000V on SJ relays.
- Sealed Construction.

SPECIFICATIONS

Contact

Arrangement	1a	
Contact material	Silver alloy	
Contact resistance (By voltage drop 1A 6VDC)	50mΩ Max.	
UL/C-UL rating Resistance load (cos φ =1)	10A	250VAC
Inductive load (cos φ =0.75~0.8)	1.5A	250VAC
TUV rating	10A	250VAC
CQC rating Resistance load	10A	250VAC
Max.switching voltage	250VAC	30VDC
Max.switching current	10A	
Max.switching power	2,500VA	300W
Expected life(min.ope)	Mechanical (at 180 cpm)	1X10 ⁷
	Electrical (at 20 cpm)	1X10 ⁵

Characteristics

Operate time	10 msec.Max.	
Release time	4 msec.Max.	
Operating humidity	45~85%RH	
Initial breakdown voltage	Between contact and coil	4,000VAC (50/60Hz) for 1 min.
	Between open contacts	1,000VAC (50/60Hz) for 1 min.
Insulation resistance	1,000MΩ Min.(500VDC)	
Ambient temperature	-40℃ ~+85℃	
Shock resistance	Functional	10G Min.
	Destructive	100G Min.
Vibration resistance	Functional	10 TO 55 Hz at double Amplitude of 1.5mm
	Destructive	10 TO 55 Hz at double Amplitude of 1.5mm
Unit weight	Approx. 5g	

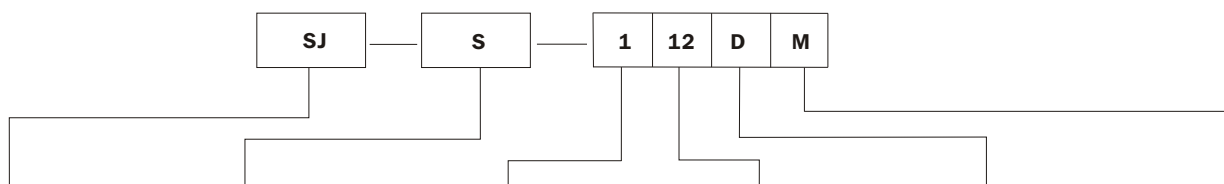
Coil

Nominal operating power	0.45W
-------------------------	-------

TYPICAL APPLICATIONS

Domestic appliances, Office machines, Audio equipment, Car use, etc.

ORDERING INFORMATION



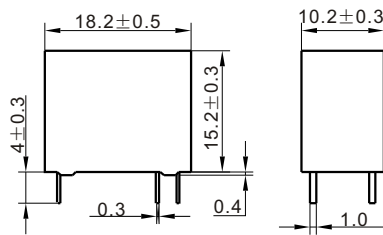
Type	Protective construction	Number of poles	Coil voltage	Coil sensitivity	Contact form
SJ	NIL:Flux type S:Sealed type	1:1 pole	03,05,06,09, 12,24,48	D:0.45W	M:1 Form A

COIL(at 20°C)

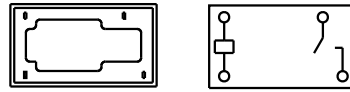
SJ-M(10A)

Voltage code	Nominal voltage (VDC)	Nominal current (mA)	Coil resistance ($\Omega \pm 10\%$)	Drop-out voltage (VDC)	Pick-up voltage (VDC)	Nominal operating power (W)	Max allowable voltage (VDC)
03	3	150.00	20	5%Min.	75%Max.	0.45	130% of nominal voltage
05	5	89.28	56				
06	6	75.00	80				
09	9	50.00	180				
12	12	37.50	320				
18	18	25.00	720				
24	24	18.80	1,280				

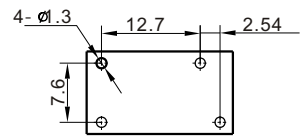
OUTLINE DIMENSIONS, WIRING DIAGRAM AND PC BOARD LAYOUT(unit:mm)



Wiring Diagram

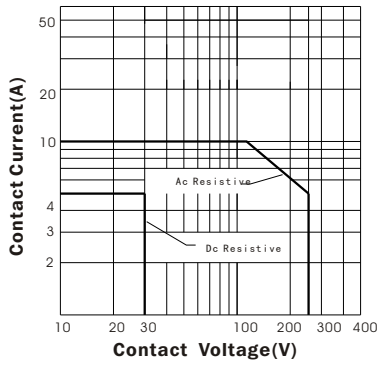


PCB layout

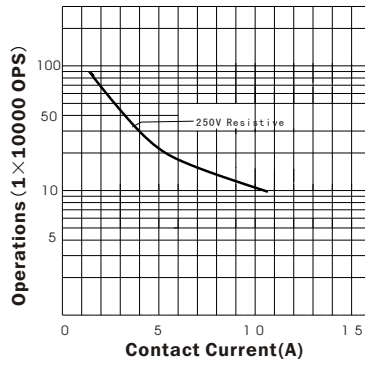


CHARACTERISTICS CURVE

MAXIMUM SWITCHING POWER



LIFE CURVE



COIL TEMPERATURE RISE

