




Relays for advanced technology

ULTRA-MINIATURE PC BOARD TYPE POWER RELAY

DSY2Y -RELAY



UL,C-UL File NO.:E179745
TUVFile NO.:R50034820
CQC File NO.:CQC02001002119

- High sensitivity: 200mW nominal operating power.
- High mounting density on P.C. board by small size and light weight.
- DIP-2C type matching 16 pin IC socket.
- Sealed construction.

SPECIFICATIONS

Contact

Arrangement	2c	
Contact material	AgPd30+AuAg8	
Contact resistance (1A 6VDC)	50m Ω Max.	
UL/C-UL rating		
Resistance load (cos φ =1)	1A	120VAC
	2A	24VDC
CQC rating	0.3A	125VAC
TUV rating	0.5A	110VAC
Resistance load	1A	24VDC
Max.switching voltage	220VDC	250VAC
Max.switching current	2A	
Max. carrying current	3A	
Max.switching power	72W	120VA
Expected life(min.ope)	Mechanical (at 180 cpm)	1X10 ⁷
	Electrical (at 20 cpm)	1X10 ⁵

Characteristics

Operate time	10 msec.Max.	
Release time	4 msec.Max.	
Operating humidity	45~85%RH	
Initial breakdown voltage	Between contact and coil	1,000VAC (50/60Hz) for 1 min.
	Between open contacts	750VAC (50/60Hz) for 1 min.
	Between contact sets	1,000VAC (50/60Hz) for 1 min.
Insulation resistance	100M Ω Min.(500VDC)	
Ambient temperature	-30℃~+75℃	
Temperature rise (Max.)	65℃	
Shock resistance	Functional	50G Min.
	Destructive	100G Min.
Vibration resistance	Functional	10 TO 55 Hz at double Amplitude of 1.5mm
	Destructive	10 TO 55 Hz at double Amplitude of 1.5mm
Unit weight	Approx. 5.4g	

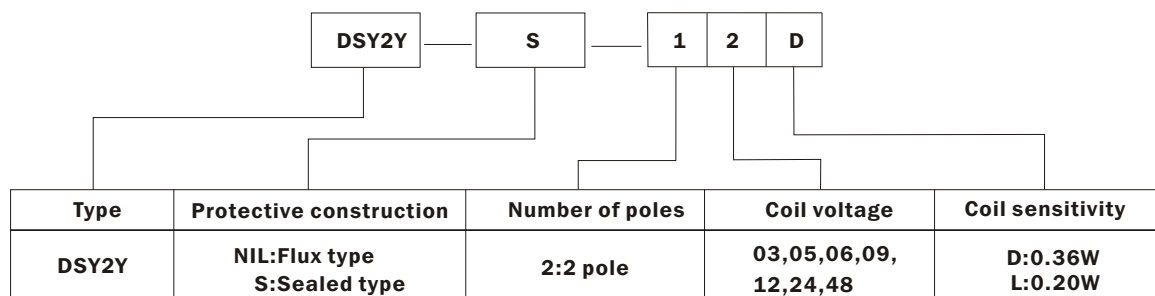
Coil

Nominal operating power	0.2W, 0.36W
-------------------------	-------------

TYPICAL APPLICATIONS

- 1.Telecommunication equipment
- 2.Office equipment.
- 3.Computer peripherals.
- 4.Medical equipment.
- 5.Security/alarm systems, etc.

ORDERING INFORMATION



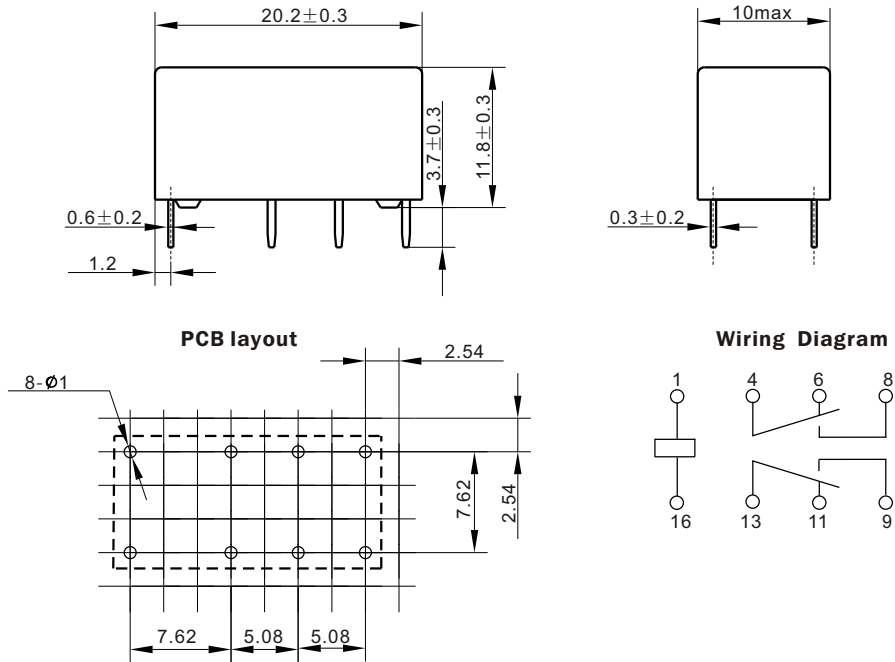
COIL(at 20°C)

DSY2Y

Voltage code	Nominal voltage (VDC)	Nominal current (mA)	Coil resistance ($\Omega \pm 10\%$)	Drop-out voltage (VDC)	Pick-up voltage (VDC)	Nominal operating power (W)	Max allowable voltage (VDC)
03	3	120.00	45	5%Min.	75%Max.	0.20	130% of nominal voltage
05	5	71.43	125				
06	6	60.00	180				
09	9	40.00	405				
12	12	30.00	720				
24	24	20.00	2,880				
48	48	15.00	4,600			0.50	

Voltage code	Nominal voltage (VDC)	Nominal current (mA)	Coil resistance ($\Omega \pm 10\%$)	Drop-out voltage (VDC)	Pick-up voltage (VDC)	Nominal operating power (W)	Max allowable voltage (VDC)
03	3	120.00	25	5%Min.	75%Max.	0.36	130% of nominal voltage
05	5	71.43	70				
06	6	60.00	100				
09	9	40.00	225				
12	12	30.00	400				
24	24	20.00	1,600				
48	48	15.00	4,600			0.50	

OUTLINE DIMENSIONS, WIRING DIAGRAM AND PC BOARD LAYOUT(unit:mm)



CHARACTERISTICS CURVE

